

ANNUAL REPORT

2022+
2023

COLORADO
HEALTH
NETWORK

40+

Looking to the future, and celebrating
40+ years of service across Colorado

What's Inside

Letter from Leadership3

40+ Years of Service..... 4

A Culture of Excellence
That Drives Our Future..... 6

Our Impact..... 8

Our Financials.....20

Our Supporters..... 24

Since 1983, Colorado Health Network (CHN) has sought to innovatively and equitably meet the evolving needs of individuals in Colorado affected by HIV and other health conditions through prevention, care, and advocacy. CHN is a statewide organization and currently serves more than 5,450 individuals living with HIV and an additional 10,100 individuals through our prevention and harm reduction programs.

BOARD OF DIRECTORS

- William “Bill” Mead, President
- Richard Corbetta, Vice President
- Eric Kintner, Secretary
- Robyn Dibble, Treasurer
- William Burman, MD
- KC Chimote
- Kathryn Farrow
- Kyle Oldham, EdD
- Meredith Parfet

EXECUTIVE MANAGEMENT

- Darrell Vigil
Chief Executive Officer
- Jamie Villalobos
Chief Programs Officer
- Lili Carrillo
Chief Clinical Officer
- Randy Vessell
Chief Financial Officer
- Mike Mansheim
Chief Strategy Officer

Thank you for your cotinued partnership and support!

Dear friends and supporters:

A long-time client, Michael, came into one of CHN's offices to see his case manager for documents he needed related to assistance with housing. His case manager greeted him with a big smile and asked how he was doing. Michael was so happy that he was now earning enough money to rent his own apartment. With assistance from CHN's food bank, he's able to make his own meals at home and for the first time in many years, his HIV viral load was at an undetectable level. Michael beamed with pride as he shared this news! Michael smiled and told his case manager, "You know, you can really tell when someone truly cares about you!"

There are many stories like Michael's that remind us of why the work we do is still very important. Whether a client is coming to us for financial, housing or insurance assistance, counseling, oral health care or linkage to treatment and care, each of their stories are important. Today, most of the clients CHN serves are facing one or more barriers to treatment and care. Our case managers work with clients to assess and help meet their needs so that they can focus on their HIV treatment and care. Our prevention staff works with folx to help prevent the spread of HIV and other health conditions through HIV/STI testing, education and harm reduction programs.

Together, with your help, we continue to improve the lives of those we serve! Thank you for your continued partnership and support.

Sincerely,



Darrell Vigil
Chief Executive Officer



William S. "Bill" Mead
President, Board of Directors



FIGHTING FOR OUR LIVES

Celebrating

40

Denver's Gay Community Coping with AIDS

BY PHIL NASH

A year ago most writers in the gay press were afraid to present AIDS as anything more than a medical phenomenon which mysteriously causing sickness and death primarily among gay men inhabiting large, coastal American cities. Isolating cases were reported in other non-metropolitan cities—even a few cases in Colorado. It was too soon to say that AIDS was entirely transmitted by sexual contact, and anyone bothered to put two and two together to draw this conclusion, he or she would have been afraid to print it in the gay press for fear of strong reaction from a community which has increasingly defined itself in sexual terms over the last decade.

of Denver Disease Center cases were reported almost one new case per week. Denver's rate of reporting exceeds the rate at which the disease is growing, essentially doubling every six months. All but only three cases were reported in the Denver metropolitan area, meaning that AIDS in Colorado are nearly 87% among gay men compared to about 75% nationwide. He expects to see a total of 100 reported in Colorado by the end of the year.

From a fledgling 'project' within Colorado's LGBTQ Center, Colorado Health Network has emerged as Colorado's largest non-profit supporting those affected by HIV

Colorado Health Network (CHN) is rich in history, having grown from a fledging project assisting those affected by a novel disease, to an organization with more than 165 staff members across six cities and a \$34M annual budget.

In 2023, we celebrated the 40th anniversary of our founding. In subsequent years, each of our offices will celebrate four decades of serving communities across Colorado, as four of the state's five original AIDS service organizations merged in 2011 to become today's CHN.

The same year as CHN's founding, the Denver Principles were introduced, which served as a Bill of Rights for people living with HIV and became the cornerstone for advocacy by people living with many chronic conditions.

We're proud to have been a part of a more than four-decade fight to address stigma and fear and ensure that all Coloradans are treated with dignity and respect.

Today, the work continues as we lean into new challenges facing Colorado. Our history responding to HIV makes us uniquely qualified to take on today's emergent challenges serving those who are from marginalized and stigmatized communities.



CHN's Robert Riester, center, joins a panel discussion about the Denver Principles.



CHN staff and board president Bill Mead at the Denver Principles 40th anniversary celebration. Below, CHN staff gather at the All Staff Summit.





**ACROSS OUR OPERATIONS
WE'RE INNOVATING AND PROMOTING
A CULTURE OF EXCELLENCE**

IT'S ALL ABOUT LIVING OUR VALUES

As we look ahead, Colorado Health Network will continue to be a lifeline for those affected by HIV and other health conditions, ensuring that no one faces this journey alone.

Our unwavering commitment to equity, dignity, and respect for all Coloradans and a culture of excellence in service delivery propels us forward.

OUR VALUES:

- **Service**
- **Innovation**
- **Wellness**
- **Anti-oppression**
- **Integrity**

WE COMMIT TO:

- ... addressing the evolving needs of our communities.
- ... pursuing transformative approaches to existing and emergent challenges.
- ... fostering multicultural wellbeing across our organization and communities.
- ... recognizing and challenging systems of discrimination and work to improve health equity for marginalized communities.
- ... fulfilling our mission with authenticity, honesty, and accountability.

Prevention services teams provide low-barrier, sex-positive, shame-free, confidential sexual health services.

We believe our clients are the best qualified persons to make decisions about their health. In addition to providing testing services, our team is equipped to help Coloradans access any information, resources, and referrals that might be relevant to their sexual health. Our prevention staff help people brainstorm behavior changes, provide education about HIV and STI transmission and treatment options, and always strive to reduce community stigma and anxiety around HIV and STIs through education and affirming care.

Prevention services are provided completely free of charge, confidential, and are available to anyone.

2,506

free, confidential HIV tests
administered in 2022-23

785

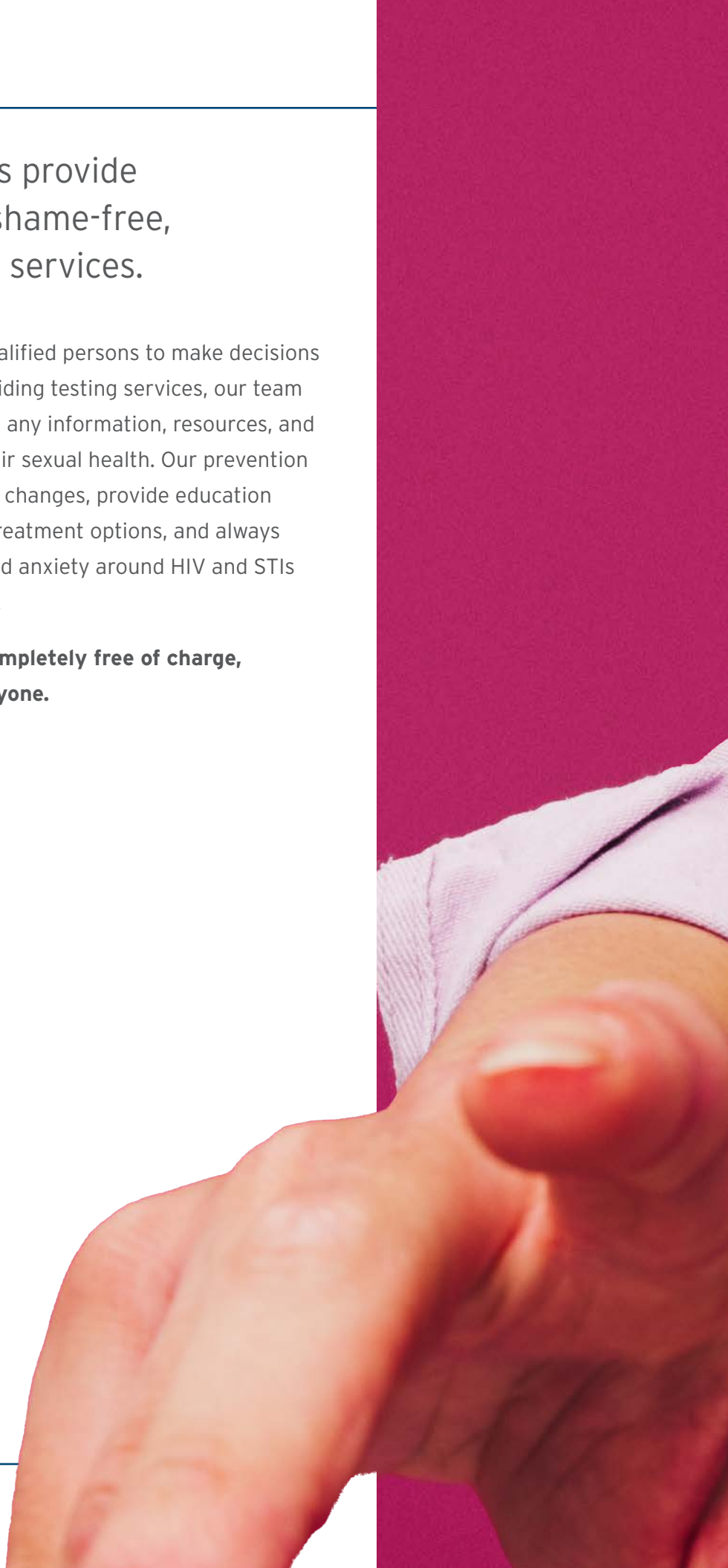
free, confidential Hepatitis C
tests administered in 2022-23

1,208

free, confidential syphilis tests
administered in 2022-23

2,352

free, confidential gonorrhea
and chlamydia tests
administered in 2022-23



"With CHN, knowing
my status is simple."



“With CHN, I know aging
with HIV is possible.”





Our Healthy Aging Program tailors support to the evolving needs of older people living with HIV.

Our flagship programs, PATH2Wellness (People Aging & Thriving withHIV; PATH) and iCHANGE (Integrative Care for Healthy Aging & Navigation of Geriatric Effects), aim to enhance quality of life and social connections for clients aging with HIV. While effective treatments have drastically improved the quantity of life for people living with HIV (PLWH), aging with HIV is associated with significant challenges that impact quality of life.

Our program addresses the physical, social, and mental health needs of older PLWH and offer a range of opportunities to support the health and well-being of clients, including weekly Social Circle, group walks, and aging services.

Our iCHANGE project offers non-diagnostic assessment of geriatric-related vulnerabilities, individualized care plan development, and coordinated aging service navigation.

55%
of CHN's clients living with HIV
are aged 50 and older. Our
oldest client is 93 years of age.

On average, our iCHANGE
clients are 62 years of age
and have lived with HIV for
24 years

Our comprehensive, evidence-based services reduce infectious diseases, connect individuals to essential healthcare services, and save lives.

CHN's harm reduction services are anonymous programs offering life-saving overdose prevention supplies and education. Our practices include a continuum of care designed to ensure safer use and reduce the transmission of illnesses such as HIV and Hepatitis C. Our behavioral health clinicians work adjacent to our prevention services teams to offer program participants the opportunity to receive no-cost, no-insurance, walk-in behavioral health services and referral to treatment and support.

HARM REDUCTION SERVICES PREVENTED 913+ OVERDOSES IN 2023

85,246

fentanyl test strips
distributed in 2022-23

45,959

doses of naloxone/Narcan
distributed in 2022-23

1,575

fentanyl test strips
trainings provided
in 2022-23

1,758,579

sterile syringes distributed in
2022-23 and 853,779 used
syringes collected for safe disposal

10,109

unduplicated
syringe access clients
served in 2022-23

"Thanks to CHN,
my friends are
alive."



30 years of dental care experience serving those affected by HIV. As a specialty oral health care clinic, we represent the link between dentistry and medicine.

CHN's dental clinic is named in memory of Dr. John Howard who was one of the first dentists in the Denver community to treat patients with HIV/AIDS. The Center began seeing HIV-positive patients on December 16, 1994. Today, any individual living with HIV or other health conditions, may become a dental patient with Howard Dental Center. Fees are based on family size and income. We currently accept Medicaid, Medicare, and Private Insurance, and will assist clients with insurance enrollment assistance through our Health Access Program.

Dental services are currently available at the Denver, Colorado Springs, Pueblo and Fort Collins offices.

1,150
dental clients
served in 2022-23


4,173
dental visits
in 2022-23



"Dental services at
CHN have given me
the my smile back."







Medical and client services teams dedicated to serving people living with HIV and other health conditions.

At Colorado Health Network, we provide care that makes our clients feel respected and valued just as they are. Our philosophy supports inclusiveness by valuing all people and serving them in an environment that is respectful, honest, and builds on significant participation and input from those we serve. We are dedicated to serving people living with HIV, people living with HCV, individuals interested in PrEP services, and individuals interested in gender affirmation therapy. For individuals who fit these criteria, the Colorado Health Network Medical Clinic offers medication management, primary care services, and in-house lab work.

Our client services team includes HIV Medical Case Managers who help those living with HIV understand how to best manage their healthcare, partner with clients to develop a comprehensive care plan, and provide care monitoring. Case Managers advocate for clients specific health care concerns, and any needed community referrals to keep them healthy.

4,320

clients receiving
supportive services
management in 2022-23

709

medical patients
served in 2022-23

“Clinical and support
services that truly
meet me where I am.”

OUR LIFE-SAVING WORK

5,452 clients living with HIV served in 2022-23

Service Type	Clients Served	Visits*	Units**	Contact Hours
Health Care Services				
Behavioral Health	216	2,895	79,490	1,325
Dental	1,150	4,173	5,125	
Medical	709	1,716	416	
HIV Support Services				
Emergency Financial Assistance	1,502	5,711	6,191	
Foodbank	856	3,537	46,496	
Health Access Services	2,093	17,564	18,167	
Housing Services	1,685	4,230	4,490	
Subsidized Housing Services	555	2,635	3,114	
Supportive Services Management	4,320	31,804	368,613	6,144
Transportation	696	2,688	19,851	

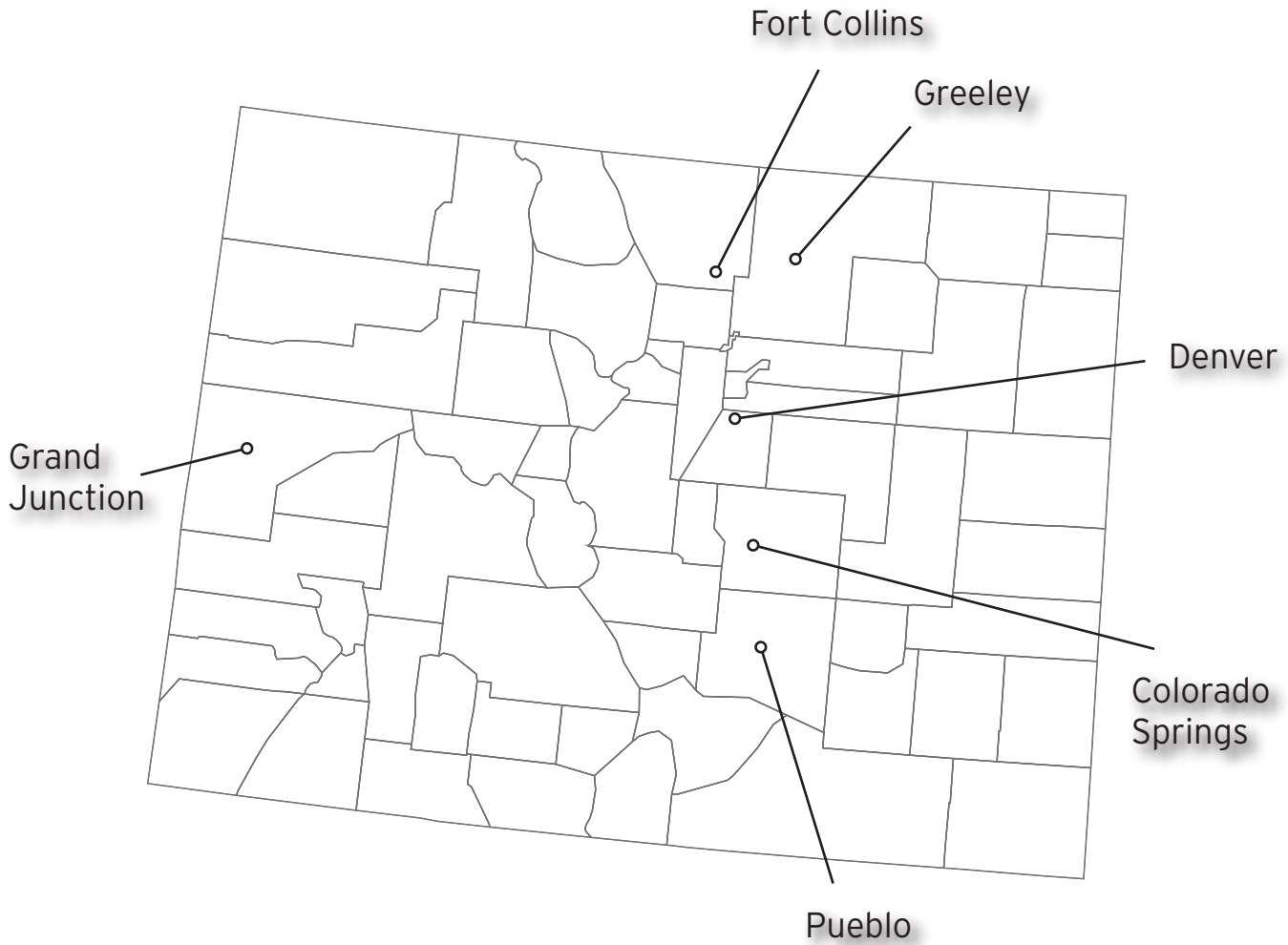
10,109+ prevention clients served in 2022-23

Sexual Health Services / Free Testing				
HIV tests administered	2,506			
Hepatitis C tests administered	785			
Syphilis tests administered	1,208			
Gonorrhea and chlamydia tests administered	2,352			
Harm Reduction Services				
Unduplicated Syringe Access Clients	10,109			
Syringes Returned	853,779			
Syringes Distributed	1,758,579			
Overdose Reversals Reported	913			
Fentanyl Test strips distributed	85,246			
Fentanyl Test strip trainings	1,575			
Nalxone/Narcan distributed	45,959			

* Multiple occurrences in a single day are counted as 1 visit

** Meals, rides, contact minutes, occurrences or number of checks

OUR SERVICE TO COLORADO



OUR PROGRAMS

CHN operates its sexual health services via HeyDenver and Hey719 in Colorado Springs. Our Howard Dental Center provides oral health care services in Denver, Fort Collins, Colorado Springs, and Pueblo. AccessPoint provides syringe access programs in Grand Junction, Greeley, Pueblo, Denver and Colorado Springs. Connect@ is our behavioral health service that runs adjacent to our syringe access programs in Denver, Fort Collins, Grand Junction, Greeley, and Pueblo.



Our Responsible Stewardship

Colorado Health Network is committed to ensuring that funds are used responsibly and that financial information is made readily available. We are diligent about maximizing the impact of your donation. The financial information included here is derived from our audited financial statements for the fiscal year ended September 30, 2022 and September 30, 2023.



ASSETS	2023	2022
Cash and cash equivalents	\$ 247,914	\$ 1,681,815
Investments	29,606	25,496
Grants receivable	6,447,587	5,423,336
Other receivables	19,218	2,000
Promises to give	257,577	64,752
Prepaid expenses	303,541	178,747
Inventory	19,062	16,287
Total current assets	7,324,505	7,392,433
Long-term assets		
Property and equipment, net	8,852,397	7,865,851
Right-of-use operating lease asset, net	114,242	0
Other assets	14,795	21,089
Total Assets	\$ 16,305,939	\$15,279,373
LIABILITIES		
Current liabilities		
Accounts payable	\$ 636,206	\$ 479,975
Client assistance payable	316,205	385,131
Accrued liabilities	1,012,081	771,204
Refundable advances	500,000	500,000
Notes payable, current portion	287,675	251,287
Total current liabilities	2,805,742	2,387,597
Long-term Liabilities		
Operating lease liability, net of current portion	61,076	0
Notes payable, net of current portion	4,666,207	4,394,233
Total Liabilities	7,533,025	6,781,830
NET ASSETS		
Without donor restriction	8,028,156	8,248,584
With donor restriction	744,758	248,959
Total net assets	8,772,914	8,497,543
TOTAL LIABILITIES AND NET ASSETS	\$ 16,305,939	\$ 15,279,373

2023 REVENUES

	WITHOUT DONOR RESTRICTIONS	WITH DONOR RESTRICTIONS	TOTAL
Contributions	\$ 173,675	\$ 0	\$ 173,675
Government grants	28,638,384	1,304,765	29,943,149
Private grants	207,520	692,250	899,770
Special events revenues	251,800	0	251,800
Less: Special events expenses	(189,583)	0	(189,583)
Service fees	602,069	0	602,069
Contributed nonfinancial assets	67,848	0	67,848
Other income	109,730	0	109,730
Investment income	7,337	0	7,337
Net assets released from restrictions	1,501,216	(1,501,216)	0
Total revenues	31,369,996	495,799	31,865,795

2023 EXPENSES


Program Services			
Client services	26,425,941		26,425,941
Education	3,136,223		3,126,223
Volunteer and public affairs	36,816		36,816
Total program services	29,598,980		29,598,980
Supporting services			
General and administrative	1,435,689		1,435,689
Fundraising	555,755		555,755
Total supporting services	1,991,444		1,991,444
Total expenses	31,590,424		31,590,424
Change in net assets	(220,428)	495,799	275,371
Net assets, beginning of year	8,248,584	248,959	8,497,543
NET ASSETS, END OF YEAR	\$ 8,028,156	\$ 744,758	\$ 8,772,914

2022 REVENUES

	WITHOUT DONOR RESTRICTIONS	WITH DONOR RESTRICTIONS	TOTAL
Contributions	\$ 186,335	\$ 0	\$ 186,335
Government grants	25,070,182	2,045,989	27,116,171
Private grants	231,085	330,925	562,010
Special events revenues	266,827	0	266,827
Less: Special events expenses	(96,825)	0	(96,825)
Service fees	612,353	0	612,352
Contributed nonfinancial assets	20,936	0	20,936
Other income	49,677	0	49,677
Investment income	2,972	0	2,972
Net assets released from restrictions	2,279,383	(2,279,383)	0
Total revenues	28,722,924	(2,469)	28,720,455

2022 EXPENSES

Program Services			
Client services	24,638,482		24,638,482
Education	1,865,536		1,865,536
Volunteer and public affairs	42,765		42,765
Total program services	26,546,783		26,546,783
Supporting services			
General and administrative	1,366,105		1,366,105
Fundraising	551,434		551,434
Total supporting services	1,917,539		1,917,539
Total expenses	28,464,322		28,464,322
Change in net assets	258,602	(2,469)	256,133
Net assets, beginning of year	7,989,982	251,428	8,241,410
NET ASSETS, END OF YEAR	\$ 8,248,584	\$ 248,959	\$ 8,497,543



**TOGETHER,
WE'RE ENDING
THE EPIDEMIC
AND CREATING A
BRIGHTER FUTURE
FOR COLORADO**

It's with heartfelt gratitude, that we acknowledge our donors and supporters. From the beginning of the epidemic to today, the generosity of others has powered the work that we do to bring life-saving services to Coloradans in every corner of the state.

Our Donors and Supporters

\$5,000+

America Online Gives Foundation

Bohemian Foundation

Bright Mountain Foundation

Broadway Cares/Equity Fights AIDS

Caring for Colorado Foundation

Caring for Denver Foundation

City and County of Denver, CO

Colorado Centennial

Colorado Department of Public Health
and Environment

Colorado Housing and Finance Authority

Colorado Springs Health Foundation

Colorado Springs Utilities Foundation

Colorado Tour Line

Community First Foundation

Denver Post Community Foundation

DHHS

Diversus Health

El Pomar Foundation

Genesee Mountain Foundation

Gilead Sciences, Inc.

Gill Foundation

GlaxoSmithKline

Gray Line

Imperial Court of the Rocky Mountain Empire

Paul Riensche

Penny and Brad Place

Rocky Mountain Health Foundation

State of Colorado

Telluride AIDS Benifit

The Bruning Foundation

The Colorado Blueprint To End Hunger

The Colorado Health Foundation

The David and Lucile Packard Foundation

The Emergency Food and Shelter National Board
Program and Homeless Assistance

Trailhead Institute

ViiV

Western Colorado Community Foundation

\$1,000 - \$4,999

#VYBE	George and Dennis Kruger	OtterCares Foundation
Anonymous	Grupo Folklórico Semblanzas De	Pikes Peak Community Foundation
Adam Bakke	México	Rena K. Slutzker Trust
Andre Coleman Jr.	Handbid, Inc	Rhouse LLC
Anonymous Donor	HCA Healthcare	Richard and Karel Bunce
Anthony Lopez	Infectious Disease Specialists	Richard and Molly Hoffman
Antonio B. Ruiz	Jacquelyn and Dale McDonald	Richard Corbetta and Peggy
Avita Care Solutions	Jacquelyn Eisenberg-Nelson	Crandall-Corbetta
Bank of Oklahoma	James A. Stegman	Robert A. Myre
Banko Family Fund	Jenn Neal	Robert J. Pletcher
Boulder Community Health	Jeter	Robyn Dibble
Brad K. Locke	Joel Broscheit	Salud Family Health
Brick Smith	Joel Hassell	Santa Fe Trading Company LLC
Bruce W. Miller	John and Mary Bayard	Sarah Tyler
Bryan Horne	Joseph Edmondson Foundation	Schwab Charitable
Cars Helping Charities, Inc.	Joseph Henry Edmondson	Scott Hanson
Castaways Foundation	Foundation	Southern Glazer's Wine and Spirits
Colorado Gay Rodeo Association	Kathryn A. Farrow	Stephen Keith
Community Shares of Colorado	Kayde Claunch	Susan Schafer and Barbara Nash
Connect for Health Colorado	KC Chimote	The Blackbaud Giving Fund
Costco Wholesale Corporation	Kim Egan	The Denver Foundation
Craig and Laura Hill	Lawrence and Beverly Webber	The Love We Bring Foundation
Crossroads Church	Long's Drugs Inc	The Phyllis M. Coors Foundation
Danielle and Lisa Appel	Maria Best	Tricia Cunningham
David C. Ross	Mark R. Conheady	United Way
David S. Hanson	Marvin Fisher	United Way of Mesa County
Dean Gonyea	Melody Foulk Manwaring	University of Colorado
Denver Cycle Sluts, Inc.	Meredith Parfet	Walgreens
Denver Sweet	Michael Bustos	Walgreens Corporate Office
Ed and Marie Galisewski	Mike Mansheim and Billy Shepherd	Weld Food Bank
Edward Gardner	Moody Insurance Agency	WellPower
Energy Outreach Colorado	Nancy Yost	Wet Whistle Ltd
Fidelity Charitable	Nathan McNeill	William and Kari Burman
Frontstream	Network for Good	William S. Mead

Our Donors and Supporters

\$500 - \$999

AmazonSmile Foundation
American Lutheran Church -
GrandJunction
Anonymous
Billy Shepherd
Bruce and Kristi Mock
Carol Mauracher
Chameleon Theme Productions, Inc.
Charities Aid Foundation America
Claire Cohen
Clint Salter
Colorado Gay Volleyball Association
ColoradoGives / Community First
Foundation
Daniel Turbitt
Darrell Vigil and Ken Zamiska
David Westveer
Deanna Hanes Stolberg
Denver Alumnae Chapter Delta
Sigma Theta Sorority, Inc.
Dorota Kilstrom
Edmund Curran
Edward P. Cannon
F. Patrick Listermann
Fiction Beer Company
Frank J. O'Caña
Genaro Valverde and Richard Blair
Heidi Peterson

Jacqueline Brown
James and Catherine Stauss
James Sampson
Jensen
Jim Smith
Jack Delmore
Joseph McCormack
Kari Ellis
Kathy V. Herold
Katrina Keil
Kendra Scott LLC
Kevin Daly
King Soopers Main Office
Kodiaxe, LLC
Kyle Oldham
Lawrence and Nancy Fagan
Linda Mays
Lynn Nguyen
Marc Goldman
Michael McLeod
Michael Robert Biere
Mike Harbert
Mitchell Dziuk
Nathan Lee
Nicholas Mastroianni
Patrick B. Girand
Planned Parenthood Rocky
Mountains
Pyramid Denver CP Management

Randy Vessell
Regional Council Members
Robert Belknap
Robert Osgard
RPM Parking Co, Inc
Sabrina Goldberg
Scott Marquardt
Scott McKeever
Scott Rabinowitz
Sean Hebel
Shellie Samuels
Susan Brennan
Susan Marie Fayad and David Brunell
Tai Edward Few
Terry L. Smith
The Michael Biere Fund
Tim Wilson
Tom Hutchison
Wayne A. Johnson
Zachary Kruger

COLORADO
HEALTH
NETWORK
— INC. —

6260 East Colfax Avenue
Denver, Colorado, 80220
303.837.1501

Regional Offices

Colorado Springs
1301 South 8th Street, Suite 200
Colorado Springs, CO 80905
719.578.9092

Fort Collins
400 Remington St. Suite 100
Fort Collins, CO 80524
970.484.4469

Grand Junction
1001 Wellington Avenue
Grand Junction, CO 81501
970.243.2437

Greeley
807 17th Street
Greeley, CO 80631
970.353.1177

Pueblo
807 N. Greenwood Street, Suite 200
Pueblo, CO 81003
719.621.1105

coloradohealthnetwork.org